


**AUTOMOTIVE
CABLES &
WIRES**



STANDARD AUTOMOTIVE CABLES

(DIN EN 13602 : Soft Annealed Electrolytic Cu - ETP1)

(DIN 72551, ISO 6722-1 : Bare or Tinned Conductor Construction & Insulation)

Abbreviations

FL – Automotive Cable Low Voltage	YK – Cold Resistant PVC
R – Reduced Insulation Wall Thickness	YH – PVC & Highly Flexible
Y – PVC Insulation	11Y – TPE-U Insulation
YW – Heat & Hot Pressure Resistant PVC	4Y – Polyamide Insulation
TYPE A – Symmetrical (FLRYW - A & FLR4Y-A)	TYPE B – Unsymmetrical (FLRYW -B & FLR4Y-B)

Cable Types

FLRY- A (T1) – thin wall PVC Insulation	-40°C to +85°C (3000 hrs)
FLRY- B (T2) – thin wall PVC Insulation	-40°C to +105°C (3000 hrs)
FLRY- C (T3) – PVC / TPE / XLPO Insulation	-40°C to +125°C (3000 hrs)
FLRY- D (T4) – XLPO / TPEE Insulation	-40°C to +150°C (3000 hrs)
FLRY- E (T5) – SILICON Insulation	-40°C to +175°C (3000 hrs)
FLRY- F (T6) – Fluoropolymer Insulation (Extruded / Sintered)	-40°C to +200°C (3000 hrs)
FLY – PVC Insulation	-40°C to +105°C (3000 hrs)
FLYW – PVC Insulation – Hot Pressure Resistant	-40°C to +125°C (3000 hrs)
FLYK – PVC Insulation – Cold Resistant & Increased Flexibility	-50°C to +105°C (3000 hrs)
FLRYK – thin wall PVC Insulation – Cold Resistant	-50°C to +105°C (3000 hrs)
FLRYW- TYPE A – thin wall PVC Insulation – Hot Pressure Resistant	-40°C to +125°C (3000 hrs)
FLRYW- TYPE B – thin wall PVC Insulation – Hot Pressure Resistant	-40°C to +125°C (3000 hrs)
FLR4Y- TYPE A – Polyamide Insulation	-40°C to +105°C (3000 hrs)
FLR4Y- TYPE B – Polyamide Insulation	-40°C to +105°C (3000 hrs)
FLRYH – thin wall PVC Insulation – Highly Flexible Fine Wire	-40°C to +105°C (3000 hrs)
FL11Y – TPE-U Insulation for Battery Cables	-40°C to +110°C (3000 hrs)
FLYY – PVC Insulation & Sheath	-40°C to +110°C (3000 hrs)

AUTOMOTIVE CABLES ACCORDING TO AMERICAN STANDARDS

**(ATSM B3 – Soft Annealed Electrolytic Cu - ETP1)
(SAE J1128 – Bare Conductor Construction & Insulation)**

TXL – Thin Wall XPLE / XPLO Insulation	-40°C to +125°C (3000 hrs)
GXL – General Purpose with thicker wall XLPE / XLPO Insulation	-40°C to +125°C (3000 hrs)
SXL – Special Purpose with stranded wall XLPE / XLPO Insulation	-40°C to +125°C (3000 hrs)

AUTOMOTIVE CABLES ACCORDING TO JAPANESE STANDARDS

(JIS C 3102 – Soft Annealed Electrolytic Cu – ETP1)

(JASO D 611 : 2009, JASO D 608 & JASO D 618 : 2008 – Bare Conductor Construction & Insulation)

Abbreviations

A – Low Tension Cables for Automotives	HF – Halogen Free
V – Vinyl Insulated	C – Compressed Conductor
S – Thin Wall Type	X – Electron Beam Cross Linked
SS – Very Thin Wall Type	E – Polyethylene Insulated
US – Ultra Thin Wall Type	H – Heat Resistant


Cable Types


AV – PVC Insulation	80°C (3000 hrs)
AVS – thin wall PVC Insulation	80°C (3000 hrs)
AVSS – extremely thin wall PVC Insulation	80°C (3000 hrs)
HF – Halogen Free Insulation	85°C (3000 hrs)
HFSS – Halogen Free extremely thin wall Insulation	85°C (3000 hrs)
CHFS – Compressed Conductor Halogen Free thin wall Insulation	85°C (3000 hrs)
CAVUS – Compressed Conductor ultra-thin wall PVC Insulation	80°C (3000 hrs)
CHFUS – Compressed Conductor Halogen Free ultra-thin wall Insulation	85°C (3000 hrs)
AVX – Cross-linked Heat Resistant PVC Insulation	100°C (3000 hrs)
AVSX – Cross-linked Heat Resistant thin wall PVC Insulation	100°C (3000 hrs)
AVSSX – Cross-linked Heat Resistant extremely thin wall PVC Insulation	100°C (3000 hrs)
AVSSH – Heat Resistant extremely thin wall PVC Insulation	100°C (3000 hrs)
AEX – Cross-linked Heat Resistant PE Insulation	120°C (3000 hrs)
AESSX – Cross-linked Heat Resistant extremely thin wall PE Insulation	120°C (3000 hrs)



EV SHIELDED, UNSHIELDED & BATTERY CABLES

- We manufacture a range of shielded and unshielded cables for the automotive industry
- Single and Multi core cables available with or without shielding
- Sizes upto 1C x 240 mm², 4C x 120 mm², 25C x 2.5 mm²
- Braiding with Annealed Bunched Copper / Annealed Tinned Copper
- Shielding can include tapes (Aluminium-Mylar, Polyester etc) and drain wire
- Flame Retardant, Heat Resistant, Highly Flexible
- Bending Radius ranging from 3D to 10D
- Manufactured as per IS 2465 / ISO 6722 / ISO 19642
- IS 2465 : Temp Range: -40°C to 105°C
- ISO 6722 : Class B – Temp Range: -40°C to 105°C
 Class C – Temp Range: -40°C to 125°C
 Class D – Temp Range: -40°C to 150°C
 Class E – Temp Range: -40°C to 175°C
 Class F – Temp Range: -40°C to 200°C



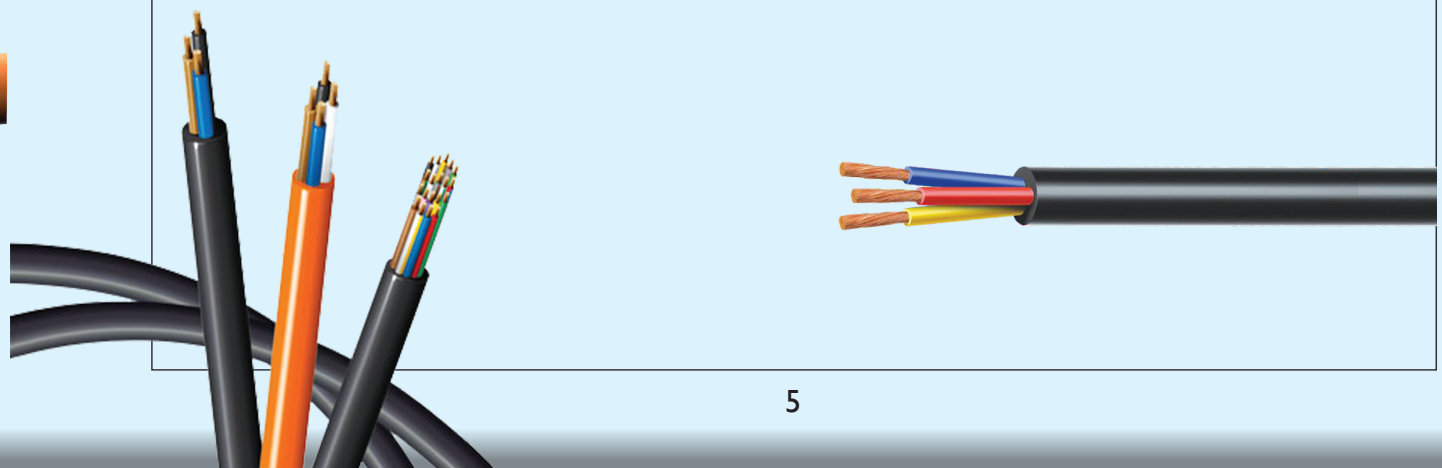


COMPOSITE CABLES

- Our highly skilled and experienced team can design, develop and manufacture any complex composite cable to meet customer requirements.
- Applications include two and three wheelers, passenger vehicles, commercial vehicles, charging gun cables as well as non-automotive purposes such as in the telecommunication industry, defence industry including drones, internal wiring for machines etc
- General Form: DC power (2.5 mm² to 95 mm²) + CAN bus (2 wires / 4 wires) + Signal Wire (1 to 25 wires)

SENSOR CABLES

- Purpose: Signal transfer in a wide variety of sensor based applications
- Applications:
 - ✓ Fuel Injection, Sensor Throttle, Wheel Speed Sensor
 - ✓ Braking Systems – Anti-Lock Braking System (ABS) / EBS, Parking Assist
 - ✓ Extension cables for ABS systems on trucks and trailers
 - ✓ Brake Wear Indicator
 - ✓ O₂ Sensor wires and cables
- Temperature ranges from 80°C, 100°C, 105°C, 125°C, 150°C, 180°C & 200°C



CHARGING GUN CABLES

AC CHARGING GUN CABLES – 1 PHASE 3 PHASE TYPE 2

As per EN 50620 standard or customer requirement

- 16A – 1 Phase – 3C x 2.5 mm² + 1C or 2C x 0.5 mm²
- 16A – 3 Phase – 5C x 2.5 mm² + 1C or 2C x 0.5 mm²
- 32A – 1 Phase – 3C x 6 mm² + 1C or 2C x 0.5 mm²
- 32A – 3 Phase – 5C x 6 mm² + 1C or 2C x 0.5 mm²
- 63A – 1 Phase – 3C x 16 mm² + 1C or 2C x 0.5 mm²
- 63A – 3 Phase – 5C x 16 mm² + 1C or 2C x 0.5 mm²
- As per customer requirement



DC CHARGING GUN CABLES – GB/T

As per GB/T 20234.2-2015

- 250A – 2C x 80 mm² + 1C x 35 mm² + Control & CAN wires
- 200A – 2C x 70 mm² + 1C x 25 mm² + Control & CAN wires
- As per customer requirement

AC + DC CCS 2 COMBO CHARGING GUN CABLES

As per IEC 62196-3

- 250A – 2C x 80 mm² + 1C x 35 mm² + 6C x 0.75 mm²
- 200A – 2C x 70 mm² + 1C x 25 mm² + 6C x 0.75 mm²
- 150A – 2C x 50 mm² + 1C x 25 mm² + 6C x 0.75 mm²
- 80A – 2C x 25 mm² + 1C x 16 mm² + 6C x 0.75 mm²
- 63A – 2C x 16 mm² + 1C x 16 mm² + 6C x 0.75 mm²
- As per customer requirement



SPIRAL / COILED CABLES

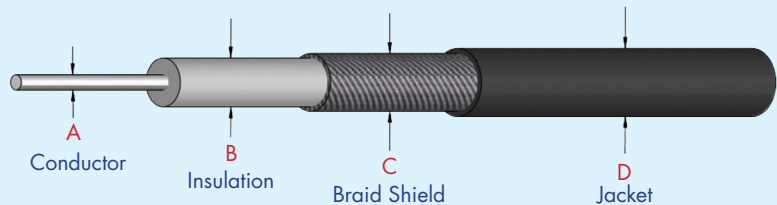
- Truck Trailer Applications Products range of
 - ✓ 24V – 24N, 24S, Adaptor, EBS (7P), ABS (5P) in TPU, TPE
 - ✓ 12V – SAE 52394
- EV Charging as per IEC 62196
- Earth Moving Equipment Sensors
- Medical Equipment
- Telecommunication Equipment
- Industrial Gauges



ANTENNA CABLES

- RG174
- RG58
- RG59
- 3C – 2V
- 1.5C – 2V
- 1.5C – 2V AVS.05
- 5P3 – 30B

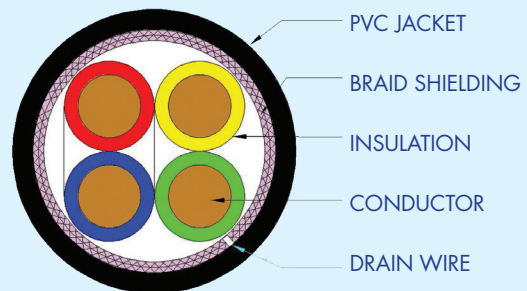
as per OEM/Hyundai/Kia/Suzuki Standards.



USB CABLES

- 1P x 28 + 2C x 20/22/24/26 AWG
- 1P x 26 + 2C x 20/22/24/26 AWG
- 1P x 24 + 2C x 20/22/24 AWG
- 1P x 24 + 3C x 20 AWG
- 1P x 20 + 3C x 20 AWG

Halogen free or PVC Jackets with temperature ranges of 80°C, 105°C & 125°C





NYSHA
MOBILITY TECH



Nysha Mobility Tech Pvt Ltd.

Factory: 276-D, Dabaspete, 4th Phase, Avverhalli, Nelamangala Taluk, Bangalore Rural – 562111

Email: sales@nyshamobilitytech.com, sales01@nyshamobilitytech.com

Mob: +91 6366-353509 / +91 6366-353521



Disclaimer: This data sheet is only for reference. This data sheet and all its information is proprietary of Nysha Mobility Tech Private Limited. We reserve the right to make changes in the design and specification at any time due to continuous product upgradation.